



The FLASH!

March 2018 Vol. 33, No. 10

Newsletter of the Plano (Texas) Photography Club

www.planophotographyclub.com




Best In Show: *Pigeon Prison* By Mark Bernthal

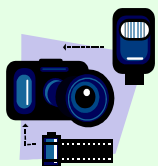
Many of you are likely familiar with Photoshop's Polar Coordinates filter. Panoramic shots are first compressed into a square, then rotated 180-degrees before the filter is applied. It grabs the opposite edges of the freshly squished image, rolling it into a unique ball or "planet." The picture's subjects protrude around the globe in an interestingly distorted fashion. Polar Panoramas are best applied to busy cityscapes or mountain ranges. I had none that brought a sufficiently dramatic effect. So, I chose the opposite, experimenting with a very plain image whose right and left sides would join smoothly.

Racing to catch up with an ever-moving Latvian tour group last year, I quickly shot an iron fence with Prairie-style patterns I enjoy. A pigeon happened to be huddled in a pothole in front. The Polar Coordinates' spin seemed to depict the bird confined to a cell with artistically designed bars. Hence, the submission's title.

Inside This Issue

Best in Show	1
Activities	2
Guest Speaker	2
GSCCC Convention	2
Northern Lights	3
Winning Images from Competition	4
Competition Topics	7
Competition Standings	7
President's Message	8
About the Club	8





Upcoming Club Activities

Contact: activity@planophotographyclub.com

April 7, 2018 – Heights Car Show – The Heights Baptist Church – 201 West Renner Rd. Richardson. There is no charge for spectators. Categories of vehicles include muscle cars, military, street rods, Mustangs, Corvettes, exotic, trucks and others. For details see: www.heightscarshow.com

April – May, 2018 – Scarborough Renaissance Festival – Scarborough Renaissance Festival® has agreed to provide one-day complementary passes in exchange for 10 photos. This event is limited to 20 members of the Plano Photography Club. To see available dates and to register for this event go to the Members Only web-site, click on Organization, click on Calendar, and then click on the Scarborough Fair 2018 event. This brings up a page describing the event and at the bottom there is a button for Registration Information, then click on Sign Up. plano.photoclubservices.com/

May 12, 2018 – Dallas Zoo Photo Safari – Capture amazing shots of wild and exotic animals in their naturalistic habitats with Dallas Zoo staff photographer Cathy Burkey. With help from zookeepers and guidance and tips from Cathy, you're guaranteed excellent photos of animals foraging for their breakfast, romping and playing, and exhibiting other natural behaviors. You'll meet at 8 AM. for some quick photo tips, then set out to explore some of the Zoo's most interesting and charismatic animals. Groups are limited to 15 participants to ensure individual attention. The session concludes at noon, and participants are welcome to stay at the Zoo for the day. Cost \$65-75. Limited to 15 people and open to the public. You must sign up with Activities. For details see: www.dallaszoo.com/event/half-day-group-photo-safari-16/

May 17, 2018 – PPC End of Year Party – Setup begins at 6:30 and the party is from 7:15 to 9:00 PM in our regular meeting room at the church. Bring a side dish or dessert to share, and the club will provide bar-b-q and drinks. Bring a USB flash drive with a 3-minute presentation of some of your photos — a trip, a photo study, photo essay, or whatever you enjoy sharing. (Photos should follow our contest guidelines for content.) We will also present the contest awards. Family members are welcome. Sign up at the March or April meeting or Members Only web-site at plano.photoclubservices.com/.

Guest Speakers – “Conowingo Dam” – Wen Chi Lee

Wen Chi is Photographer of the Year for the 2016 – 2017 Contest year. I started my photography hobby 4 years ago. The photographic journey is short compared to most members. However, the journey has widely opened my eyes to view things differently since then. I'm constantly learning to improve my skills in landscape, street, event, sport, macro, and wildlife photography.

Mid November last year, I had the chance to visit Conowingo Dam in Maryland which is famous for American Bald Eagle photography. I would like to present the information of the Conowingo Dam along with a few photos taken from the visit.

GSCCC Convention

Join us April 19-21, 2018 in New Iberia, LA for a great weekend of learning and fun as we explore the photography-rich area of New Iberia. There is something for everyone. Start the weekend off early with a pre-conference one-day Lightroom workshop lead by Doug Hansgate then join us for the end-of-year competition on Thursday evening.

On Friday and Saturday mornings explore the wonderful Lake Martin Rip Van Winkle Gardens, Vermillionville or Longfellow-Evangeline State Park. Fill your days with informative sessions by our team of knowledgeable speakers. Along the way, be sure to check out the vendor booths and set up an appointment to have one-on-one image critiques by a PPA judge.

Be sure to experience the Extravaganza on Friday night with models to practice your portraits and dinner followed by a light painting seminar and shoot. Finally, join us for the awards banquet on Saturday night.

Register now at gulfstatesccc.org

Shooting The Northern Lights By Carol Barlow

Pastel rainbows of pink, lemon and lime stretched down to the distant pot of gold, the village lights at the edge of Lake Tornetrask. It was hard to imagine a more unlikely place for this heat-loving Texan to be—sitting on a reindeer skin in the middle of an ice-covered lake above the Arctic Circle (Abisko, Sweden) in the winter watching the Northern Lights! Seeing the Aurora Borealis (or the Aurora Australis, if you are south of the equator) is probably a dream for most people, but the elusive character of this astronomic phenomenon makes it hard to achieve. If you do find yourself in the right place at the right time, you'll certainly want to capture the scene photographically.

So, what is the right time and place? The borealis is brightest within 3 – 6 degrees latitude of the poles during the darkest months (Oct. – Mar. in the northern hemisphere, Apr. – Sept. in the southern hemisphere). The lights follow an 11-year sunspot cycle with 2024 being the next peak year; however, they are active throughout the cycle. The best hours to see them are 10 pm – 2 am. This means your best viewing chances are in the extreme land masses of the earth (Alaska, Iceland, Greenland, Norway, Sweden) during a winter's night! (Very occasionally, the lights are seen in the northern continental US.)

Because of the unpredictability of the Northern Lights, you may spend hours in the cold night waiting for them to appear. Both you and your camera need protection from the cold. Since none of our Texas wardrobes approach real cold-weather gear, renting outerwear and boots (and spikes) from a local outfitter is the safest way to protect yourself. To protect your lens from frost, keep the lens cap on while waiting; a rain cover for the camera body will help hold in some warmth. Store at least two extra charged batteries in pockets next to your body. Cold batteries lose their charge but can regain some strength after being warmed. At the end of your shoot, pack your camera in your bag and set the bag in the coolest spot you can find indoors (just inside the door). To prevent condensation, let the bag and camera warm slowly before opening the bag.

Essential equipment includes a sturdy tripod (winter evenings tend to be windy), a red headlamp to protect your night vision (Be sure to turn it off when photographing.), a DSLR or mirrorless camera, and a fast lens. Like any other night-time event you need to gather as much light as possible. A 50mm prime lens with a maximum aperture of F/2.8 or better (smaller number) is a good, inexpensive solution, but a wider angle lens (24mm) means less maneuvering of the camera position to capture the moving lights and less visible star movement.

Before venturing into the cold, prep your settings. Turn off image stabilization and the Noise Reduction feature; remove all filters including UV, set up your remote shutter release or set the 2-second delay; turn off auto focus and set your camera to Manual or Aperture Priority. Jennifer Wu, a Canon Explorer of Light, suggests setting your white balance at 4400 Kelvin to retain a dark blue sky. Set a starting exposure of 1600 ISO, F/2.8 for 20 seconds.

Once you have found a location, look for compositional elements (trees, mountains, huts, people) to give scale and dimension to your photo. This will be your focus point as well. Turn off auto focus and manually focus on the object then tape down the focus ring. If the sky is really dark, you might try some light painting. The moon can shed light on the scene, but when using a wide aperture, the moon will be an overexposed blob if included in your composition.

So, finally, you are ready to shoot. Use a longer shutter speed for faint or slow-moving auroras. When the lights are moving quickly, it may be simpler to use Aperture Priority mode and let the camera choose the shutter speed. Use Exposure Compensation to adjust for over-or under-exposure because the intensity is constantly changing. Check the histogram often to prevent overexposure.

Inexperienced aurora watchers may mistake the lights for clouds unless the lights are very active, but the camera will record them. I set my Canon 60D with a 50mm prime at ISO 3200, F/2.8 and shutter speeds from 10 seconds to 30 seconds. In post-processing, I adjusted the color balance, applied clarity and contrast, and made exposure adjustments to bring out details.

Sources:

<http://www.cambridgeincolour.com/tutorials/camera-lenses.htm>

Photography Night Sky, Jennifer Wu and James Martin, Copyright 2014

Lights Over Lapland Tours

November Winning Images – Special Effects

Masters

Larry Petterborg	Arbor Vitae	15	1st
Jose Artiles	Space Cowboy	14	2nd
Dennis Fritsche	From the Void	13	3rd
Sharlott Hasty	Tree Abstract	13	HM
John Lehman	Distorted reflection	13	HM

Advanced


Carol Barlow	The Spirit of Christmas	13	1st
Nancy Mack	Roses,-Repeat	13	2nd
Wenchi Lee	Dallas Cityscape at night time	12	3rd
Walter Brock	In the Spotlight	12	HM

Intermediate


Mark Bernthal	Pigeon Prison	15	1st,BOS
Carina Johnsson	Amaryllis	15	2nd
Michael Losurdo Jr	Faces	13	3rd
Joyce Mangum	The Wave	12	HM

Entry

Jeffrey Sarembock	Painted Flower	13	1st
John Eden	The Old Church	11	2nd
Katherine Moulton	A Little Bit of Blush	9	3rd
Nock Wong	Great Blue Heron	9	HM




**Jeffrey
Sarembock**



**John
Eden**




**Katherine
Moulton**




**Nock
Wong**




**Carina
Johnsson**




Joyce
Mangum



Michael Losurdo




Carol Barlow



Alan Daniel



Wen Chi
Lee



Nancy Mack





Larry Petterborg




Walter Brock



Dennis Fritsche



Jose Artiles



Sharlott Hasty

**John
Lehman**



Upcoming Competition Themes

March (Print)	On The Road	July	Motion	November	Reflections	March (Print)	Panorama
April	No Contest	August	Open	December	No Contest	April	No Contest
May	Diagonals	September	Rusted and/or Peeling	January (2019)	On the Street Where You Live	May	
June	Open	October (Print)	Open	February	Open	June	Open

Competition Standings*

Photographer	Image Points	Place Points	Total Points	Photographer	Image Points	Place Points	Total Points
Entry				Advanced			
Wong, Nock	98	47	145	Lee, Wen-chi	100	29	129
Sarembock, Jeff	95	33	128	Mack, Nancy	100	25	125
Mathews, Todd	74	22	96	Hwang, Linfen	97	22	119
Moulton, Katherine	81	9	90	Dunn, Randy	91	17	108
Eden, John	56	14	70	Barlow, Carol	85	23	108
Christopher, Katrina	47	12	59	Brock, Walter	97	7	104
Griffin, Lorretta	49	6	55	Spencer, Jim	85	8	93
Farmer, Denny	47	5	52	Yang, Ming	65	21	86
Faingold, Anna	33	9	42	Schlesinger, Jerry	85	0	85
Lucas, Sam	39	0	39	Lin, Ron	70	1	71
Wan, Ying-Bee	23	3	26	Lin, Cathy	61	6	67
Ratzlaff, Randy	18	0	18	Leshner, Aaron	60	6	66
Intermediate				Masters			
Johnsson, Carina	103	28	131	Lehman, John	106	30	136
Hwang, Jack	95	27	122	Fritsche, Dennis	104	19	123
Bernthal, Mark	90	24	114	Artiles, Jose	103	20	123
Dailev, Daniel	96	13	109	Petterborg, Larry	99	21	120
Snaga, Earl	89	12	101	Hasty, Ron	99	17	116
Daniel, Alan	93	3	96	Hasty, Sharlott	97	17	114
Stiles, Parvin	86	0	86	Wilson, Sam	96	11	107
Losurdo, Michael	71	15	86	Stover, James	91	15	106
Mangum, Joyce	78	4	82	Grigsby, Linda	96	7	103
Blevins, Mary Jean	65	11	76	Volkmer, Danette	96	7	103
Otto, Richard	71	4	75	Carrick, Jen	96	4	100
Johnston, Leslie	59	13	72	Lehman, Lois	93	1	94
Moulder, Retha	42	0	42	Walsh, Jim	93	0	93
Carroll, Vincent	33	6	39	Johnson, Valerie	83	2	85
Davenport, Janet	31	0	31	Hansen, Marie	42	0	42
Futrell, Sidney	24	3	27	Chaplin, Don	37	1	38
Conard, Debbie	24	1	25	Staxen, Peter	18	0	18
Gray, Paul	22	1	23				
Taube, Eric	13	0	13				

* Annual 1st, 2nd and 3rd place awards in each Class is based on Image Points.
Photographer of the Year is based on Total Points.



President's Message: New Members Only Website

As you know, our membership year runs from 1-May to 30-April. You should be getting an email reminding you to renew. This year we are going to utilize the Competition web-site for our membership renewal and on-going membership management. This web-site will now be called our "Members Only" web-site. This will give each member full control and ownership of their contact information for PPC.

You can access the Members Only web-site by clicking on the Members Only menu button in the upper right corner of our primary web-site www.planophotographyclub.com. Or you can go directly to plano.photoclubservices.com.

You will still pay your dues by either check or cash at a club meeting and sign the Agreement of Waiver of Liability form. We will soon be accepting PayPal transactions for the membership dues. But that is not in place yet. In either case, we still need everyone to sign the Agreement of Waiver of Liability form.

Richard Vestyck

Plano Photography Club Officers & Volunteers		
Title	Officers & Volunteers	Email Address
President	Richard Vestyck	ppc@planophotographyclub.com
1 st Vice Pres./Secretary	Peter Staxen	secretary@planophotographyclub.com
2 nd Vice Pres./Programs	Aaron Lesher	programs@planophotographyclub.com
Activities	Mary Jean Blevins / Sam Wilson	activity@planophotographyclub.com
Membership	Greg Jones	membership@planophotographyclub.com
Treasurer	Michael Losurdo	treasurer@planophotographyclub.com
Contests	Jerry Schlesinger	contest@planophotographyclub.com
Contest Site Admin	Jerry Schlesinger	contestsiteadmin@planophotographyclub.com
GSCCC Representative	<Open>	gsccl-rep@planophotographyclub.com
PSA Representative	Jeff Sarembock	psa-rep@planophotographyclub.com
Historian	Cindy Vaillancourt	historian@planophotographyclub.com
Light Rental	Lulu Warren	lightrental@planophotographyclub.com
Newsletter Editor	James Stover	newsletter@planophotographyclub.com
Webmaster	Sam Wilson	webmaster@planophotographyclub.com
Exhibits	Joyce Mangum	exhibits@planophotographyclub.com
Calibration Equip	Dennis Frische	calibrate@planophotographyclub.com
Tabletop Equipment	Cindy Vaillancourt	table_top@planophotographyclub.com
Slideshows	Lulu Warren	clubphotos@planophotographyclub.com
Training	Dennis Frische	training@planophotographyclub.com

About The Club

The club meets the third Thursday of each month (no meeting in December) at West Plano Presbyterian Church 2709 Custer Road, Plano TX. Training sessions start at 6:00 PM and the main meeting starts at 7:15 PM. Visitors are welcome! Officers meet at 7 PM on the first Thursday of each month (except December) at our regular meeting location. Open to all members.

The club is a member of: [Gulf States Camera Club Council \(GSCCC\)](#) & [Photographic Society of America \(PSA\)](#)



Plano Photography Club The FLASH! – March 2018
www.planophotographyclub.com



JAMES T STOVER

8

EDITOR

