

# The FLASH!

*Plano (Texas) Photography Club monthly newsletter*

**Established 1984**

**OCTOBER 2007**



## Best of Show, August, by Stewart Musket

I am always interested in improving the quality of my prints so when I saw that Ruth Burke, a fine art digital photographer, was offering a week-end Coastal Photo and Digital Printing Workshop in Seabrook, Texas, I made arrangements to attend. An added incentive was the opportunity to photograph water birds and other marine subjects. Seabrook, a bird sanctuary on one of the largest migratory paths in North America, is five minutes from the NASA/Johnson Space Center, 25 minutes from Houston and Galveston, and across the bridge from the Kemah Boardwalk.

On my first afternoon in Seabrook, as I faced Galveston Bay, the number of pelicans I saw was astounding! Every piece of wood rising from the surface of the water was topped by a bird. I took a number of photographs and looked forward to photographing more at sunrise. I was on location well before then, and all that could be seen was a thick gray fog and some vaguely defined dark objects. As the light increased, a number of exciting scenes combining fog, water, sunlight, and birds developed. I took several photographs until the magic of the scene faded away. I used a Canon 1D Mk II on a tripod with a 100-400mm f/4.5-5.6 lens. I photographed at 1/80 second, 200 mm, f/20 with ISO 400.

*Judge's comment: "I'm just in an Aw-Aw with this image. It's very lovely. There is a gorgeous detail in the sun hitting the water going right through the image. The fact that you were able to get the sun and detail in the sun is wonderful. I also love the softness of the birds at the bottom. It's a beautiful image."*

**A message to  
PPC members  
The Fall Fashion  
Outdoor Model  
Shoot is coming  
up 20 October!**

**To participate,  
you must sign up  
first by e-mail to:  
Ken Guthrie at  
[ken.guthrie@eds.com](mailto:ken.guthrie@eds.com)  
or phone cell  
469-628-0309.**

**Only members  
can participate,  
and there is a \$5  
refreshment  
charge which can  
be paid at the  
event.**

**Signed up mem-  
bers only will be  
given detailed in-  
structions for the  
event in advance.  
Note: The next  
club membership  
meeting is on 22  
October, so there  
will be no club  
meeting before  
the Model Shoot.**

# My Day at the Balloon Festival by Marie Hansen

The alarm went off at 4:30 AM, and it was pitch black outside. I've never enjoyed getting up early, but this was ridiculous. Even so I looked forward to seeing the dawn balloon launch, so I dragged myself out of bed, grabbed a breakfast bar, gathered up my equipment, and off I went. I drove in from Fairview in the dark and found my way to premium parking. When I got to the meeting spot, I was disappointed that only three others had showed up (more eventually arrived.) After waiting for a while, Elizabeth Szilagyi handed out the 8 category assignments in clever sealed envelopes that she had obviously taken great care to prepare. After asking a few questions, our little group went our separate ways in search of photo ops. I had just gotten a new Nikon 18-200VR lens and was anxious to find out if it was as great as the reviews claimed.

The obvious place to start was with the balloon launch. What an awesome sight! Balloons were lifting off and drifting away every few minutes for the next hour. I never knew that balloons came in such a myriad of shapes and styles ranging from the very colorful to the whimsical. There was a tree, a cow, a daisy, a bunny, a pirate. I loved the cow and was glad that the judges picked that one for the **best balloon**. (1/500, f5.6, 80mm, ISO320.) I also captured an image of one of the more colorful balloons floating directly overhead with the burner flames shooting up into the balloon, and that picture was selected for **low angle** (1/80, f8, 40MM, ISO400).



I watched the balloons for a while and then decided to check out the vendor area for other interesting activities. After rambling around for about an hour, I discovered an entertainment tent at the very back of the festival area where young dancers were performing. A group waiting at the side of the stage for their turn to perform caught my attention. Some girls were talking to each other; others were watching or dancing along with their friends on stage and mouthing words to the high-energy music. You could see the excitement in their faces. They were jiggling around a lot, and they were standing in a shadowy area. I knew a fast shutter speed was called for, and I finally had to bump the ISO up to 1600 to “**shoot from**

**the hip**”—plus I had to zoom all the way out to capture their faces since I was standing on the other side of the tent. (1/100, f5.6, 200mm, ISO1600). This was a good trial for my new VR lens. In the photo the faces and expressions are clear and skin tones natural, although as would be expected for such a high ISO, there is a lot of noise in the black clothing that all the girls are wearing.



By this point I was tired and decided to start walking back toward my car. Along the way I spotted purple balloons tied down with silver ribbons waving above a vendor's stall. Aha, I thought—what a great example of **lines**. The purple color contrasted nicely with the blue sky in the background. (1/250, f20, 170mm, ISO400.)

With that I headed back to meet up with the others at Starbucks, where it seemed to take forever to download pictures and select entries. When that was finally done, several of us went to eat at Cici's pizza and to wait for the judges to arrive with the results. Believe me no one was more surprised than I to have four winners. I've been into serious photography for only a few years, so this experience gave me a big boost in confidence.

I came back later for the evening activities. Unlike that morning, the festival was packed with wall-to-wall people. Forget trying to get to food! Nevertheless, the balloon glow was awesome. I've never seen anything like it, and I look forward to going back next year to shoot more pictures. This was a very full and fulfilling day. Thanks to the PPC for the opportunity and to Eliza-

beth especially for the hard work she put in. I hope the club will continue with the scavenger hunts—it was a lot of fun! And, oh, by the way, I do like the new lens.

# Four more winners from the Scavenger Hunt

By Danette Volkmer

I am **not** a morning person. So it was with difficulty (and a little pain) I arose and headed for the Club's recent **6 a.m.** Scavenger Hunt at the Plano Balloon Festival. I'd never been on a photographic scavenger hunt, and it sounded fun and intriguing, which provided some motivation to get me going. Also, I'd been to the Albuquerque Balloon Fiesta (nearly 20 years ago), and remembered loving the color, beauty and shapes of the balloons. Lastly, I possessed a media pass for the same timeframe as the hunt, so there were no excuses for deciding last minute to sleep in!

We were instructed to shoot a maximum of 50 photographs, jpegs only, and had until 10 a.m. to capture the 8 listed items before meeting at Starbucks for image uploads and our selections for contest submissions. I shot without a tripod to enable quick response time. The photo for the "**colorful**" category was taken when



I passed an inflating balloon and something caught my eye. I knelt facing the inside of the balloon to see individuals attaching the round "top" of the balloon from the other side.

The image for the "**face**" category was captured as I walked through the vendor area and saw this character begin to "clown" for my camera.

Both were shot with ISO 200 on aperture priority. The balloon image was



1/13 at F9; the clown was 1/400 at F5.6.

Afterwards, it was challenging to submit images straight out of the camera, with no retouching and a bit nerve-racking to quickly choose which image best fit each listed item, as several could apply to each. It was a great day, thanks to Elizabeth, Bob and Reuben. I appreciate their time and effort in administering the contest and media passes and providing such an interesting and enjoyable activity!

## 'Depth' by Larry Petterborg



## 'Vendors' by Mary Petterborg

## Competition Winners in August 2007. Subject: Open


<b>Beginners</b>			
1	14	Linda L. Grigsby	Sylvan Lake
2	13	Aida La Point	Natural Beauty
3	11	Svatava Strnad	Tiger Swallowtail
HM	11	Paul Rimka	Becalmed
HM	11	Sanaa Diab	Dragonfly
HM	11	Svatava Strnad	Gulf Fritillary
<b>Advanced</b>			
1	13	Stewart Musket	Seabrook
2	13	David Grossman	Cream of the Crop
3	13	Andrew Hibma	Reunion at Dusk
HM	13	Irwin Lightstone	Playful Illusion
HM	13	Marie Hansen	The Fawn
HM	12	Harry Rumberger	The Flirt
<b>Masters</b>			
1	13	Jose Artilles	Wall Street
2	13	Bob Frank	Jumping Spider on Leaf
3	13	Michael La Point	You Had to Be There
HM	13	Dawn Attebery	Fireplug Number 19
HM	13	Priscilla Killion	Glass in Black Light
HM	12	Priscilla Killion	Weighted Scale



**“Sylvan Lake” by Linda L. Grigsby  
First Place, Beginners, 14 points**



**“Cream of the Crop” by David Grossman  
Second Place, Advanced, 13 points**



**“Reunion at Dusk”  
by Andrew Hibma  
Third Place, Advanced  
13 points**



**“Playful Illusion”  
by Irwin  
Lightstone  
HM, Advanced  
13 points**


## Competition Winners in August 2007 (continued)



**UPPER RIGHT;**  
“Wall Street” by  
Jose Artiles. First  
Place, Masters, 13  
points

**UPPER LEFT:**  
“Jumping Spider on  
Leaf” by Bob Frank  
Second Place, Mas-  
ters, 13 points

**MIDDLE RIGHT:**  
“You Had to Be  
There” by Michael  
LaPoint, Third  
Place, Masters,  
13 points



**MIDDLE LEFT:**  
“Glass in Black  
Light” by Priscilla  
Killion, HM, Masters,  
13 points

**LOWER RIGHT:**  
“Fireplug Number  
19” by Dawn Atte-  
bery, HM, Masters,  
13 points

**LOWER LEFT:**  
“The Fawn” by Marie  
Hansen, HM, Ad-  
vanced, 13 points



## PPC veep La Point to share fine art printing pointers

Michael La Point, the PPC's vice president for programs and speaker for the Oct. 22 meeting, has been a photography enthusiast for the past 23 years. He loved the ability to capture moments on film, but the darkroom never appealed to him. However, he never withdrew from studying visually appealing subjects and artwork.



Until the digital-SLR was introduced, he was not fully able to explore his passion of capturing and relaying emotional expression through the print. For the past four years, he has fully embraced the digital age of photography and consistently hones his artistic style. With his attention to detail, and his relentless pursuit in ensuring the print fully expresses his original perception of the image, Michael thoroughly enjoys and embraces the critical process of Fine Art Printmaking.

For the Oct. 22 meeting, Michael will present Fine Art Printing, covering main concepts to be utilized by everyone who prints images, focusing on methods of ensuring that the print result is as close and accurate to what the photographer envisions from the image at time of capture.



Twenty-plus PPC members attended a recent workshop on Photoshop led by Activities Vice-President Reuben Mendiola. Watch for announcements of upcoming workshops.

— Photo by Bernie Pysz

## Last call for exhibits in Plano public spaces

The PPC's annual exhibits at the Plano Municipal Center and Convention Centre will begin on Nov. 14 with a reception planned for 6-8:30 p.m. Friday, Nov. 16 in the Municipal Center Training Room A.

On Jan. 8, half of the art will be moved to the Plano Convention Centre to remain until approximately Feb. 29.

Each member may submit two framed pieces initially. Each print should be at least 8 x 10, preferably 11 x 14 or larger, in frames at least 11 x 14, preferably 16 x 20 or larger. Each piece **MUST** have wire on the back of the frame for proper hanging. Pieces without wire will not be displayed.

Subject matter is open with the following exceptions: No nudity or subjects that would be considered in bad taste to the general public. Each image should have a title, the artist's name, e-mail address and/or phone number placed on the back of each piece. A preprinted form will be available to members at the Sept. 18 meeting and on the website.

Coordinators Ed Auger and Jamie Hilbig need volunteers to help hang both events and remove the framed art at the conclusion of the events. Drop-off dates will begin Oct. 18 and run through Oct. 31. Entries can be delivered to Ed Auger at 3008 Dartmouth Drive, Plano 75075 or at the PPC meeting on Oct. 22. Questions can be sent to Ed or Jamie at [edauger2@verizon](mailto:edauger2@verizon) or [jamedee@verizon.net](mailto:jamedee@verizon.net).

### FLASHback

**September 1994--** On August 27, seven members drove on a scenic road over the Red River into the Oklahoma Arbuckle mountains. Tucked away is **Turner Falls Park**, with a 77-foot waterfall, natural caves, and natural swimming holes. After climbing rocks to get shots of the scenery and people, it was time for a dip and a picnic!  
—Cindy Vaillancourt

# Competition Standings as of August 2007

## Beginners

Name	Place Points	Judge's Points
Svatava Strnad	6	77
Linda L. Grigsby	10	73
Paul Rimka	18	60
Sanaa Diab	3	41
Eran Spigelman	20	38
Clint Hastings	0	35
Nicci Ackermann	10	33
Aida La Point	6	23
Jean Karlik	3	22
Joe DeVincentis	0	12
*Meirie Rusly	0	10

Name	Place Points	Judge's Points
David Grossman	21	98
Dennis Fritsche	3	91
Tatyana Bessmertnaya	10	90
Jim Berry	0	87
Harry Rumberger	0	87
LeDon Becker	11	85
Stewart Musket	11	84
Kay Griffith	6	80
Alistair Wilson	0	80
Danette Volkmer	3	79
Andrew Hibma	3	77
John Lovelace	0	71
Terree Stone	0	67
Bill McMurray	0	60
Barry Grossman	0	59
Fred Grossman	0	57
Bernie Pysz	0	54
Irwin Lightstone	10	53
Anne Hargreaves	0	52
Bud Barlow	0	37
Laura Farnham	0	36
Marie Hansen	0	25
Will Gunadi	0	8

## Masters

NAME	PLACE POINTS	JUDGE'S POINTS
Priscilla Killion	0	99
Jose Artilles	24	98
Dan Leffel	6	98
David Willie	3	96
Dawn Attebery	0	96
Eleanore Avery	10	92
Larry Petterborg	3	89
Lois Lehman	11	88
Elizabeth Szilagyi	0	87
Jamie Hilbig	0	80
James Stover	6	79
Bob Frank	6	68
Michael La Point	9	51
Ed Auger	0	49
John Lehman	0	40

## Guidelines to enter Prints in October

Please note that in October we will enter only prints for the competition.

### Theme: Open

- Prints must be mounted (with optional mat on top), cannot be framed
- Must be no larger than 16" x 24" and no smaller than 64 square inches
- On the back of a print indicate the top of the image and write your name, class, and entry's title on a pre-printed label provided by the club. Sheets of these labels can be picked up at the contest table at the club's October meeting.
- Prints must be entered before the end of the October meeting by placing prints in the appropriate stack on the Contest table.

— From Contest Chairperson Elizabeth Szilagyi

# Masters Class to offer anonymous e-mail critiques

Beginning in November, members in good standing may submit one image a month electronically for feedback from two to three experienced photographers. This is an opportunity to receive an in-depth critique of a photograph every month that can help you become a better photographer.

## E-Critique Process:

1. Submit one JPEG file (PPC contest format; 1024x768 or smaller at 72 dpi) as an e-mail attachment to the critique coordinator, Larry Petterborg at: [lpetterborg@tx.rr.com](mailto:lpetterborg@tx.rr.com). The file name should not include the maker's identity.
2. Images will be sent electronically by the coordinator to two or three members (depending on availability and willingness) of the Masters Class for constructive comments. Commentators will be expected to make positive suggestions for image improvements and return their comments to the critique coordinator within two weeks. All critiques will be anonymous.
3. The individual critiques will be edited, consolidated, and sent to the maker of the image via e-mail.

## Vacation shots, 2007 — continued from September Flash

### By DAVID WILLE

My family had never been to Mount Rushmore so we decided to try to do the trip around the 4th of July as we assumed there would be some fireworks there. The fireworks are actually on the 3rd.



Boy, were we pleasantly surprised! This was not just another fireworks show. You need to get there by about 10 a.m. because the parking lot fills up by about that time. We put down our blanket around 9:30 a.m. and staked out a spot (randomly next to people from Lewisville, ironically). We had a great position for photography and for seeing the show--on the terrace just above the amphitheater. This was by far the most spectacular fireworks show I had ever seen. It was close to \$1 million in fireworks--all from private funds raised by merchants around Mount Rushmore. Seeing Mount Rushmore itself is spectacular enough but these fireworks were amazing. This was not random blasts of color over the monument. This was a show that made the monument part of the show and used the fireworks to highlight the monument.

The show preceding the fireworks was as moving as any 4th of July ceremony I have ever witnessed. A WWII pilot was given an award followed by the reading of pages from his diary (between the tears of the Ranger reading it). This was followed by a stunning rendition of "Battle Hymn of the Republic." There were also several B1 bomber flyovers. We talked to people who had been in New York and the District of Columbia for the 4th and they all said this was far better.

For the icing on the cake, the photography was pretty good. South Dakota is a wonderful place for a summer vacation and I would go back anytime. But go on July 3rd. I think many of you would consider this among the favorite hundred things you have seen.

**See more Vacation 2007 shots next page**

## More Vacations, 2007 — continued from Page 8




**Terra-cotta soldiers in Xi'an, China**  
By Carol Barlow



**Movie making in Kiev, Ukraine**  
By Jean M. Karlik



**African lions' greeting, early morning, Africa**  
By Eleanore Avery



**Sunburst near Branson, Missouri**  
By Dan Leffel

**Open-air 1938 Piper Cub  
over Lake Chautauqua,  
New York**  
By John A. Lovelace



# 'A lot of great things have happened this month'

## A message from the co-presidents

We had an interesting month, and a lot of great things have happened.

As some of you know, the club purchased a digital projector and a lap top computer which we successfully tested at the last club meeting. The projector is a Sharp XR-10XI, and the laptop is a Compact Presario Dual Core. We will use them for club meetings and functions. For obvious maintenance and operational reasons they will not be loaned out to members as we do with the lights.

Also a new website has been formulated, and the board has voted to replace the old website which proved to be difficult to use by many members and difficult to maintain. You may have noticed the new website starting this month. The board has been working on this problem for a few months. The new website is much more user friendly. Our new site has the look of a Photography Club with many images. It also contains good basic information for members and guests. Enjoy the new website: [www.planophotographyclub.com](http://www.planophotographyclub.com). We want to thank LeDon, our new webmaster, for all his efforts.



"Dancer Sara" by Priscilla Killion

The Club Masters are hard at work judging the photojournalism photo contest in prints, slides, and digital for the Gulf States Camera Club Council. As you may know, our club is a member of the GSCCC and PSA. Also for you who were unable to attend, we had successful photo shoots last month at Plano Balloon Festival/Scavenger Hunt (see pages 2 and 3) and this month at the Texas Woman's University Dance Class (see example).

We are busy planning for a Club Holiday Party in December and a Table Top Photo Shoot for next year. A busy month, and we thank you for all the support.

—Bernie and Bob

## Plano Photography Club Officers

Presidents	Bernie Pysz Bob Frank	<a href="mailto:ppc@planophotographyclub.com">ppc@planophotographyclub.com</a>
Vice President - Programs	Mike La Point	<a href="mailto:programs@planophotographyclub.com">programs@planophotographyclub.com</a>
Vice Presidents - Activities	Reuben Mendiola	<a href="mailto:activities@planophotographyclub.com">activities@planophotographyclub.com</a>
Secretary	James Stover	<a href="mailto:secretary@planophotographyclub.com">secretary@planophotographyclub.com</a>
Treasurer	Priscilla Killion	<a href="mailto:treasurer@planophotographyclub.com">treasurer@planophotographyclub.com</a>
Contests	Elizabeth Szilagyi Laura Farnham Tatiyana Bessmertnaya	<a href="mailto:E-contest@planophotographyclub.com">E-contest@planophotographyclub.com</a>
GSCCC Representative	Stewart Musket	<a href="mailto:Gsgcc-rep@planophotographyclub.com">Gsgcc-rep@planophotographyclub.com</a>
PSA Representative	Carol Bohnstengel	<a href="mailto:psa-rep@planophotographyclub.com">psa-rep@planophotographyclub.com</a>
Historian	Cindy Vaillancourt	<a href="mailto:historian@planophotographyclub.com">historian@planophotographyclub.com</a>
Light Rental	Don Pool	<a href="mailto:lightrental@planophotographyclub.com">lightrental@planophotographyclub.com</a>
Membership	Debbie Tigh Don Pool	<a href="mailto:membership@planophotographyclub.com">membership@planophotographyclub.com</a>
Newsletter Editor/ Publisher	John A. Lovelace	<a href="mailto:newsletter@planophotographyclub.com">newsletter@planophotographyclub.com</a>
Webmaster	LeDon Becker	<a href="mailto:webmaster@planophotographyclub.com">webmaster@planophotographyclub.com</a>
Exhibits	Ed Auger Jamie Hilbig	<a href="mailto:exhibits@planophotographyclub.com">exhibits@planophotographyclub.com</a>
Model Shoot Coordinator	Ken Guthrie	<a href="mailto:modeling@planophotographyclub.com">modeling@planophotographyclub.com</a>

**The Club Board** meets at 7 p.m. on the second Monday of each month (except December) at Schimelpfenig Library, 5024 Custer Road (south of Spring Creek Parkway). **The Flash** deadline is the following Friday.

**The Club** meets at Grace Presbyterian Church, 4300 W. Park Blvd., on the fourth Monday of each month (except December) at 7 p.m.